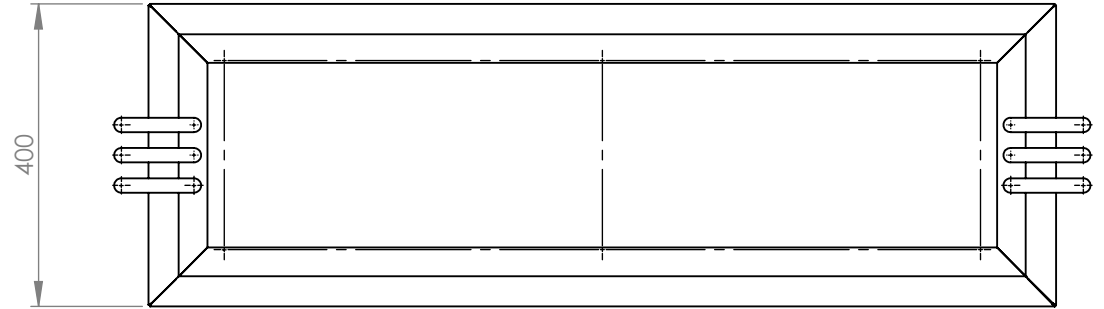
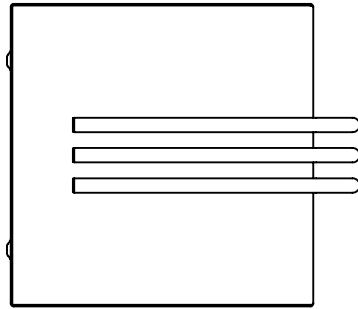

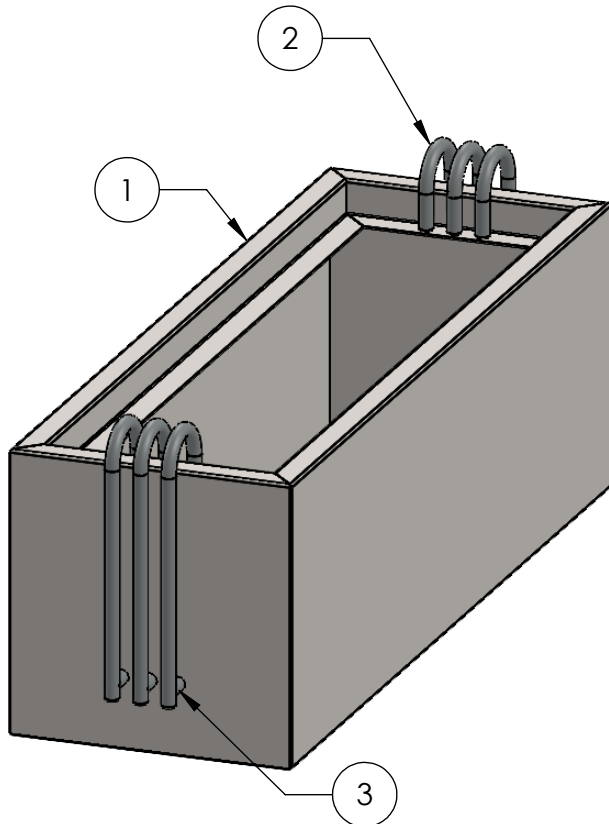


ITEM NO.	PART NUMBER	DESCRIPTION	QTY.
1	SB-MAN-TR-01	Trough Body Assembly	1
2	SB-MAN-TR-02	Trough Tube Assembly	6
3	SB-MAN-PL-03	Planter Spacer	6



FASTEN TUBE ASSEMBLIES TO BODY ASSEMBLY USING 6 OFF M5 X 10 STAINLESS SOCKET HEAD SCREWS AND 6 OFF M5 X 40 STAINLESS SOCKET HEAD SCREWS.



TOLERANCES UNLESS OTHERWISE STATED. LINEAR: 0 - 250mm +/- 0.25mm OVER 250mm +/- 0.5mm ANGULAR: +/- 0.5deg		TITLE: <b>Trough Assembly</b>		
	MATERIAL: <b>See Parts</b>	DWG/Part NO. <b>SB-MAN-TR</b>		<b>A4</b>
	FINISH: <b>Grant</b>	SCALE <b>1:10</b> SHEET 1 OF <b>REVISION</b>		
C:\Users\Grant\Shaw Metal Solutions Ltd\Factory Master - Documents\DRAWINGS\Steel Bench Company\Trough\	DATE <b>13/06/2022</b>			